

## Helen's Introduction

### C&M CIPHA: Beyond COVID

Hello and welcome to September's update on CIPHA for Cheshire & Merseyside.

I was delighted to see that our good work from last year has been recognised in the form of two award nominations recently - please see the feature below for more details.



Year 1 provided a fantastic base for us to develop from which we are now using to expand the content and usage of the CIPHA platform to support wider Public Health interests.

To that end, we have recently agreed a new Data Sharing Agreement which is presently being rolled out across the region and you will see over the following pages the projects we have in the pipeline which will make use of new data feeds, going well beyond COVID.

Our first step on this journey has been to deliver a population health dashboard using PHE data, which has been very positively received. See the next page for more details.

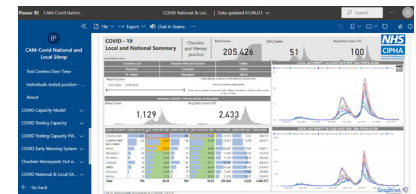
Finally, for those who aren't aware, I have recently taken up the position of Associate Director of Business Intelligence for the Cheshire & Merseyside ICS, which provides me with a great opportunity to hear and work with colleagues across the entire patch now - ideal for the continuing development and growth of the CIPHA platform.



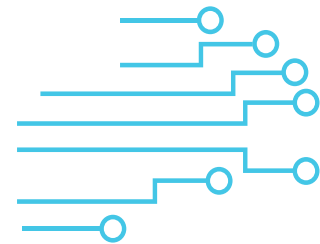
**Cheshire and Merseyside**  
Health and Care Partnership

## Access to CIPHA

### Need Access?



Please email [CIPHA.Support@midmerseyda.nhs.uk](mailto:CIPHA.Support@midmerseyda.nhs.uk) to request access to CIPHA



## Award Nominations

### CIPHA Recognition

Over the last few weeks, CIPHA has been shortlisted for two awards:



HTN (Health Tech Newspaper) - Best Use of Data

<https://htn.co.uk/health-tech-awards-2021-finalists-best-use-of-data/>

HSJ (Health Service Journal) - Connecting Services & Information

<https://awards.hsj.co.uk/shortlist-2021>



# CIPHA NEWS



Combined Intelligence for Population Health Action

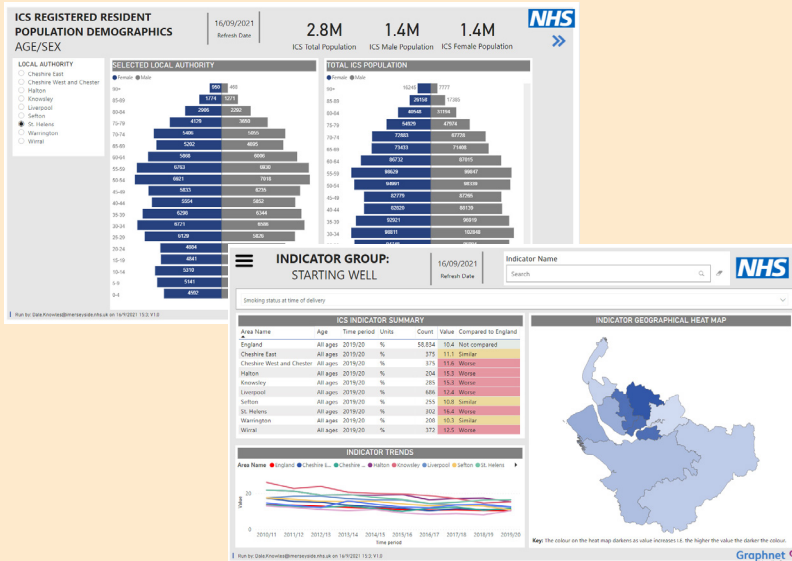
the latest in NHS data for you

## New Reports

### Population Health Dashboard

This report uses PHE fingertips data to analyse a set of key indicators that have been prioritised within the ICS.

A range of tabs is available: Demographics, Life Expectancy and Mortality, Starting Well, Living Well, Ageing Well, Health Protection, and a Matrix view comparing the ICS values calculated by CIPHA against averages for England.



Cheshire and Merseyside Health and Care Partnership

## Report Enhancements

### Vaccinations Report

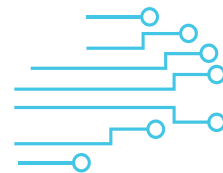
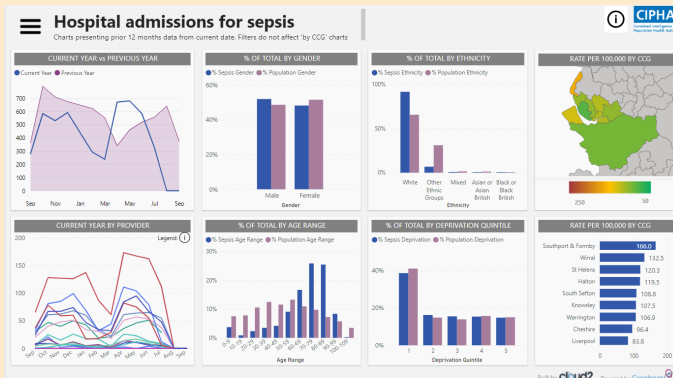
Changes to report from '1 dose only', '1/2' and '2/2' doses to report on 'Partially vaccinated', 'Fully vaccinated', and 'Fully vaccinated plus a booster'.

### Vaccine Epidemiology - Hospitalisations Report

Three new pages have been added, detailing hospital admissions over time by 1. Provider, 2. Local Authority, and 3. Age Group.

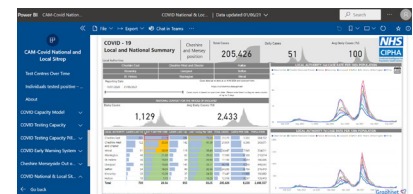
## Clinical Outcomes Radar

This dashboard represents real-time admission and population data including clinical data for organisations and population demographics. This includes acute providers and CCGs with 16 clinical scenario indicators. All indicators are mapped to patient level detail to enable clinical outcome differences to be observed and monitored for different demographic groups. The user interface is designed to be used directly without the support of analysts, therefore the key to its design is the speed and simplicity of navigation.



## Access to CIPHA

### Having difficulties?



Please email [CIPHA.Support@midmerseyda.nhs.uk](mailto:CIPHA.Support@midmerseyda.nhs.uk) to report any problems with CIPHA reports and/or data.



# CIPHA NEWS



Combined Intelligence for  
Population Health Action

the latest in NHS data for you

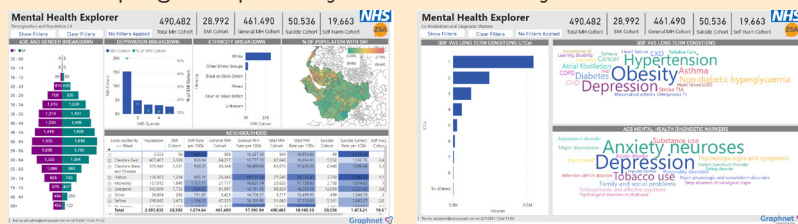
## Upcoming Developments

### PTL/Waiting List Stratification

A set of reports that stratify the waiting list for deprivation, ethnic minorities, other protected characteristics and patient outcomes, to understand the effects of the pandemic on vulnerable populations. Consideration of how this intelligence can be integrated into clinical decision making. Re-identification of individuals for the purposes of waiting list management and direct care.

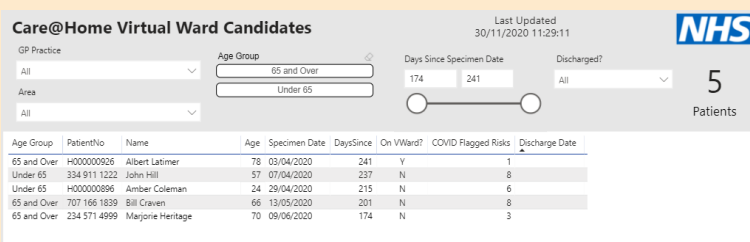
### Suicide / Mental Health Crisis Prevention

Using the CIPHA Longitudinal health and care record we are attempting using machine learning to predict the risk of self-harm. In addition, to improve our insights into the population with a view of developing new pathways centred on early intervention.



### Virtual Ward, Telehealth/Self Care

A suite of reporting allowing proactive identification and management of patients as part of a Virtual Ward model, inclusive of oximetry at home patients and BP at home patients. Data is re-identified to virtual wards for direct care.



### Population Health Dashboard

Further enhancements to the new dashboard, including metrics for Cardio Vascular Disease, Cancer, Marmot Indicators, Learning Disabilities, Mental Health and Alcohol.

### Data Mart

Mobilisation of the patient level linked pseudonymised datasets to analytical teams for population health intelligence.



**Cheshire and Merseyside**  
Health and Care Partnership

## CIPHA Engagement

### Want to get involved?

Want to know more about our ongoing projects?

Want to be involved in the projects in some way?

Want to be a member of the Combined Intelligence Group which reviews use cases?

Have IG experience and want to be a member of the Data Asset & Access Group? (Very keen to have representation from Social Care)

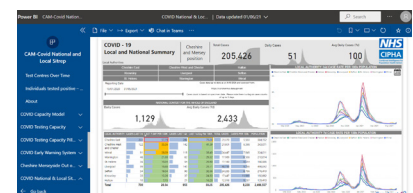
Contact  
Dale Knowles  
CIPHA C&M  
Project Manager



[dale.knowles@imerseyside.nhs.uk](mailto:dale.knowles@imerseyside.nhs.uk)

## Access to CIPHA

### Need Access?



Please email [CIPHA.Support@midmerseyda.nhs.uk](mailto:CIPHA.Support@midmerseyda.nhs.uk) to request access to CIPHA

